

FSD-100 Quick Reference

Sensitivity %/ft Sensitivity dBm

Table with 2 columns: Sensitivity %/ft, Sensitivity dBm. Values range from 0.25 to 5.00.



DSC TRBL: 12345678 \* STRAT: 12345678

Troubles

- 1 Smoke Low Sensitivity
2 Smoke High Sensitivity
3 Smoke Sensor Test Failed
4 Smoke Sensor Fault
5 Heat Sensor Fault
6 Measurement Errors
7 Memory Error
8 Trouble Already Transmitted

Status

- 1 Tamper
2 For Factory Use
3 Smoke Sensor Trouble/Fault
4 Low Battery
5 Smoke Early Warning
6 For Factory Use
7 Heat Sensor
8 Cold Temperature Warning

FSD-100 Quick Reference

Sensitivity %/ft Sensitivity dBm

Table with 2 columns: Sensitivity %/ft, Sensitivity dBm. Values range from 0.25 to 5.00.



DSC TRBL: 12345678 \* STRAT: 12345678

Troubles

- 1 Smoke Low Sensitivity
2 Smoke High Sensitivity
3 Smoke Sensor Test Failed
4 Smoke Sensor Fault
5 Heat Sensor Fault
6 Measurement Errors
7 Memory Error
8 Trouble Already Transmitted

Status

- 1 Tamper
2 For Factory Use
3 Smoke Sensor Trouble/Fault
4 Low Battery
5 Smoke Early Warning
6 For Factory Use
7 Heat Sensor
8 Cold Temperature Warning

FSD-100 Quick Reference

Sensitivity %/ft Sensitivity dBm

Table with 2 columns: Sensitivity %/ft, Sensitivity dBm. Values range from 0.25 to 5.00.



FSD-100 Quick Reference

Sensitivity %/ft Sensitivity dBm

Table with 2 columns: Sensitivity %/ft, Sensitivity dBm. Values range from 0.25 to 5.00.



DSC TRBL: 12345678 \* STRAT: 12345678

Troubles

- 1 Smoke Low Sensitivity
2 Smoke High Sensitivity
3 Smoke Sensor Test Failed
4 Smoke Sensor Fault
5 Heat Sensor Fault
6 Measurement Errors
7 Memory Error
8 Trouble Already Transmitted

Status

- 1 Tamper
2 For Factory Use
3 Smoke Sensor Trouble/Fault
4 Low Battery
5 Smoke Early Warning
6 For Factory Use
7 Heat Sensor
8 Cold Temperature Warning

FSD-100 Quick Reference

Sensitivity %/ft Sensitivity dBm

Table with 2 columns: Sensitivity %/ft, Sensitivity dBm. Values range from 0.25 to 5.00.



DSC TRBL: 12345678 \* STRAT: 12345678

Troubles

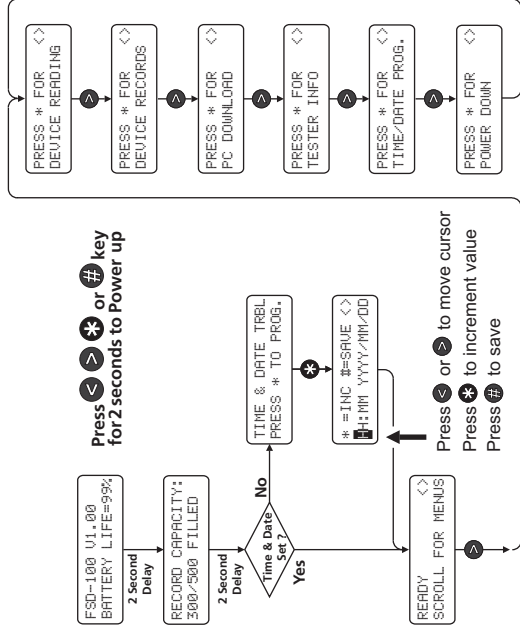
- 1 Smoke Low Sensitivity
2 Smoke High Sensitivity
3 Smoke Sensor Test Failed
4 Smoke Sensor Fault
5 Heat Sensor Fault
6 Measurement Errors
7 Memory Error
8 Trouble Already Transmitted

Status

- 1 Tamper
2 For Factory Use
3 Smoke Sensor Trouble/Fault
4 Low Battery
5 Smoke Early Warning
6 For Factory Use
7 Heat Sensor
8 Cold Temperature Warning

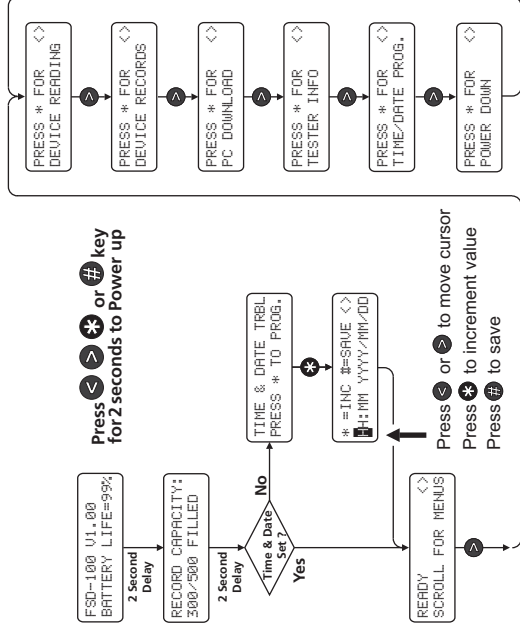
### FSD-100 Smoke Detector Sensitivity Meter

for use with FSA210, FSA410 and WS4916 series smoke detectors



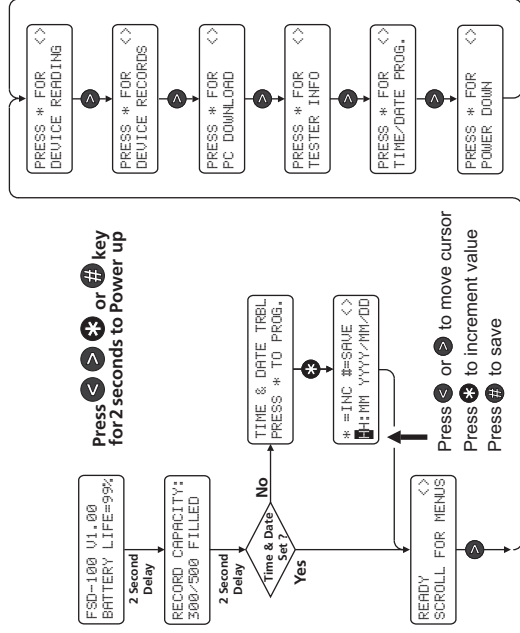
### FSD-100 Smoke Detector Sensitivity Meter

for use with FSA210, FSA410 and WS4916 series smoke detectors



### FSD-100 Smoke Detector Sensitivity Meter

for use with FSA210, FSA410 and WS4916 series smoke detectors



### FSD-100 Smoke Detector Sensitivity Meter

for use with FSA210, FSA410 and WS4916 series smoke detectors

