

Encore swivel-mount PIR motion detectors use a digital, microprocessor-controlled fresnel lens to deliver stable and accurate detection without sacrificing catch performance. The swivel-mount bracket included with Encore has been designed to simplify installations and provides alarm installers with increased possibilities when deciding detector location. Vertical Beam Shaping (VBS) provides pet immunity up to 60 lbs (27 kg). To maximize catch performance and false alarm resistance, Encore features patented Multi-Level Signal Processing (MLSP) to provide more accurate detection of human IR energy over a broad range of temperatures. A unique cover hinge allows the detector to be installed right up to the ceiling.



Product Features:

- ▶ Fresnel lens technology
- ▶ Digital signal analysis
- ▶ Digital temperature compensation
- ▶ Patented Multi-Level Signal Processing (MLSP)
- ▶ Vertical Beam Shaping (VBS) provides pet immunity up to 60 lbs (27 kg), available with EC-300DP series
- ▶ Swivel-mount bracket for the ultimate in detector location and installation flexibility
- ▶ Concealed wiring channel
- ▶ Quick-release PCB
- ▶ Interchangeable lenses
- ▶ Attractive, modern design

Accurate Detection

Patented Multi-Level Signal Processing (MLSP) provides for more accurate detection of human IR energy over a broad range of temperatures. It's able to maximize catch performance while providing protection against false alarm sources such as radio interference, air vents and insects.

Pet Immunity

Where pet immunity is required, Encore is available with Vertical Beam Shaping (VBS) to provide protection for single or multiple pets up to 60 lbs (27 kg).

Coverage Distances

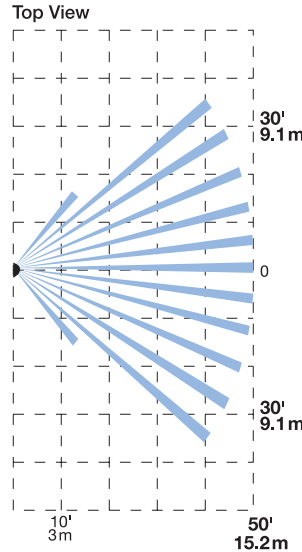
Wall-to-wall and pet-alley lenses provide 50' (L) x 60' (W) (15.2 m x 18.2 m) of coverage; a curtain lens detects distances up to 50' (15.2 m). A corridor lens is available for coverage of greater distances, up to 80' (24.4 m).

Versatile Mounting

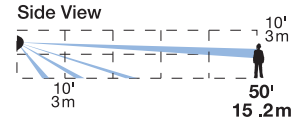
The unique swivel-mount bracket supplied with Encore provides broad horizontal ($\pm 35^\circ$) and vertical adjustment (-30° to $+10^\circ$) ranges, enabling the detector to be targeted with pinpoint accuracy. This flexibility allows the detector to be mounted in more convenient or less obtrusive locations. For simple installations, Encore can be mounted without the bracket in the conventional manner. A unique cover hinge allows the device to be installed right up to the ceiling, while readily accessible screw terminals and a concealed wiring channel help to simplify installations and hide wires for a clean, finished look.

Coverage Pattern

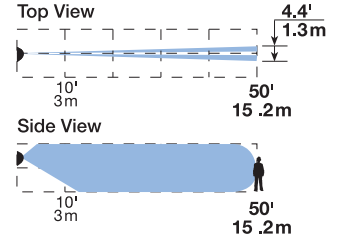
Wall-to-Wall & Pet-Alley Lens



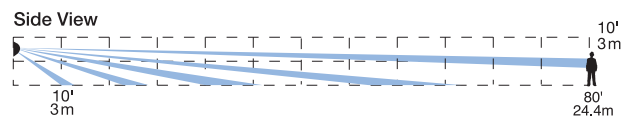
Wall-to-Wall Lens



Curtain Lens



Corridor Lens



Specifications

Operating Voltage	9.5 Vdc to 14.5 Vdc
Supply Voltage Ripple	3.0 V PP @ 12 Vdc
Standby Current	15 mA (Nominal)
Current in Alarm	18 mA to 20 mA (Nominal)
Contact Rating	100 mA @ 24 Vdc
Alarm Contact Resistor in Common	10 Ohm 0.25 W
Operating Temperature Range	32° F to 122° F (0° C to 50° C)
Relative Humidity	5% to 95%
Static Immunity	8 kV Contact, 15 kV Air
Transient Immunity	2.4 kV @ 1.2 Joules
White Light Immunity	20,000 Lux @ Device
Walk Detection Speed	0.5 to 10 ft/s (0.15 to 3 m/sec)
Coverage Angle	
BV-L4-UV	90° Minimum (DP Model 75°)
Mounting Heights	
BV-L1/LS:	6 to 10.5 ft (1.8 to 3.2 m) (Nominal): 7.5 ft (2.3 m)
BV-L3-UV:	4 to 5 ft (1.2 to 1.5 m)
BV-L4-UV DP Model:	7.5 ft (2.3 m)

Ordering Information:

EC-300D	Form 'A' Alarm Contact
EC-301D	Form 'A' Alarm Contact and Tamper Switch
EC-302D	Form 'C' Alarm Contact and Tamper Switch
EC-300DP	Form 'A' Alarm Contact
EC-301DP	Form 'A' Alarm Contact and Tamper Switch
EC-302DP	Form 'C' Alarm Contact and Tamper Switch
BV-L1	Wall-to-Wall Lens (Pkg of 10)
BV-L2	Corridor Lens (Pkg of 10)
BV-L3	Curtain Lens (Pkg of 10)
BV-L4	Pet-Alley Lens (Pkg of 10)

Legend:

"D" = Digital
"P" = Pet Immune

Distributed by:

DSC

For product information
www.dsc.com

Product specifications and availability subject to change without notice. Certain product names mentioned herein may be trade names and/or registered trademarks of other companies.

©2005 2005-12

tyco Fire & Security