

## **Programming Worksheets Addendum**

### **LCD5500 v3.0 and higher**

---

*This document outlines the programming worksheets for all LCD5500 V3.0 and greater keypads. These programming worksheets should be used only with V3.0 LCD and higher. Depending on your Control Panel, only some of the features listed will be available.*

---

# How to Enter LCD Programming

**Step 1-** Press **[\*]**, **[8]**, **[Installer Code]**. Press the **[\*]** key.

**Step 2-** Enter the 3-digit section number to program the LCD Programming section.

## [000] Keypad Enrollment

[1] Function Key 1	[2] Function Key 2	[3] Function Key 3	[4] Function Key 4	[5] Function Key 5
Stay 03	Away 04	Chime 06	Reset 14	Exit 16
<input type="text"/>	<input type="text"/>	<input type="text"/>	<input type="text"/>	<input type="text"/>

## [001] to [064] Zone Labels

*Default*

Zone \_\_\_\_\_ 1 \_\_\_\_\_

*Default*

Zone \_\_\_\_\_ 6 4 \_\_\_\_\_

## [065] Fire Alarm Label (14 Characters)

*Default*

Fire \_ Zone \_\_\_\_\_

## [066] Fail to Arm Event Message

*Default*

System \_ Has \_\_\_\_\_

Failed \_ to \_ Arm \_\_\_\_\_

## [067] Alarm When Armed Event Message

*Default*

Alarm \_ Occurred \_\_\_\_\_

While \_ Armed \_\_\_\_\_ < >

## [070] First User Display Mask

<i>Default</i>		<i>Option</i>	<i>ON</i>	<i>OFF</i>
ON	<input type="text"/>	1	Hold [P] Key Prompt ON	Hold [P] key prompt OFF
ON	<input type="text"/>	2	Zone Bypass Prompt ON	Zone Bypass Prompt OFF
ON	<input type="text"/>	3	Troubles Prompt ON	Troubles Prompt OFF
ON	<input type="text"/>	4	Alarm Memory Prompt ON	Alarm Memory Prompt OFF
ON	<input type="text"/>	5	Door Chime Control Prompt ON	Door Chime Control Prompt OFF
ON	<input type="text"/>	6	Access Codes Prompt ON	Access Codes Prompt OFF
ON	<input type="text"/>	7	User Functions Prompt ON	User Functions Prompt ON
ON	<input type="text"/>	8	Output Control Prompt ON	Output Control Prompt OFF

## [071] Second User Display Mask

<i>Default</i>		<i>Option</i>	<i>ON</i>	<i>OFF</i>
OFF	<input type="checkbox"/>	1	Installer Programming Prompt ON	Installer Programming Prompt OFF
ON	<input type="checkbox"/>	2	At-Home Arm Prompt ON	At-Home Arm Prompt OFF
ON	<input type="checkbox"/>	3	Quick Arm Prompt ON	Quick Arm Prompt OFF
ON	<input type="checkbox"/>	4	Interior Arm Prompt ON	Interior Arm Prompt OFF
OFF	<input type="checkbox"/>	5	Quick Exit Prompt ON	Quick Exit Prompt OFF
OFF	<input type="checkbox"/>	6	View Event Buffer Prompt ON	View Event Buffer Prompt OFF
OFF	<input type="checkbox"/>	7	For Future Use	
OFF	<input type="checkbox"/>	8	Music Input ON	Music Input OFF

## [072] Third User Display Mask

<i>Default</i>		<i>Option</i>	<i>ON</i>	<i>OFF</i>
ON	<input type="checkbox"/>	1	System Test Prompt ON	System Test Prompt OFF
ON	<input type="checkbox"/>	2	Time and Date Prompt ON	Time and Date Prompt OFF
OFF	<input type="checkbox"/>	3	Auto-Arm Control Prompt ON	Auto-Arm Control Prompt OFF
OFF	<input type="checkbox"/>	4	Auto-Arm Time Prompt ON	Auto-Arm Time Prompt OFF
ON	<input type="checkbox"/>	5	Download Enable Prompt ON	Download Enable Prompt OFF
ON	<input type="checkbox"/>	6	Bright Control Prompt ON	Bright Control Prompt OFF
ON	<input type="checkbox"/>	7	Contrast Control Prompt ON	Contrast Control Prompt OFF
ON	<input type="checkbox"/>	8	Buzzer Control Prompt ON	Buzzer Control Prompt OFF

## [073] Downloaded LCD Message Duration\*

### *Default*

003       (Valid entries are 000-255, 000 = Unlimited Message Display)

\* This number represents the number of times the Downloaded message is cleared by pressing any key while the message is up after timeout.

## [074] Key Options









<i>Default</i>		<i>Option</i>	<i>ON</i>	<i>OFF</i>
OFF	<input type="checkbox"/>	1	[F] Key Enabled	[F] Key Disabled
OFF	<input type="checkbox"/>	2	[A] Key Enabled	[A] Key Disabled
OFF	<input type="checkbox"/>	3	[P] Key Enabled	[P] Key Disabled
OFF	<input type="checkbox"/>	4-8	For Future Use	

## [075] Fourth User Display Mask








<i>Default</i>		<i>Option</i>	<i>ON</i>	<i>OFF</i>
ON	<input type="checkbox"/>	1	User Initiated Callup Prompt ON	User Initiated Callup Prompt OFF
ON	<input type="checkbox"/>	2	Last Code to Arm/Disarm ON	Last Code to Arm/Disarm OFF
ON	<input type="checkbox"/>	3	Walk Test Prompt ON	Walk Test Prompt OFF
ON	<input type="checkbox"/>	4	Command Output 1 Prompt ON	Command Output 1 Prompt OFF
ON	<input type="checkbox"/>	5	Command Output 2 Prompt ON	Command Output 2 Prompt OFF
OFF	<input type="checkbox"/>	6	Command Output 3 Prompt ON	Command Output 3 Prompt OFF
OFF	<input type="checkbox"/>	7	Command Output 4 Prompt ON	Command Output 4 Prompt OFF
OFF	<input type="checkbox"/>	8	For Future Use	For Future Use

**NOTE:** Options 2 and 3 are supported by the PC1575 only.

## [076] Keypad Options

<i>Default</i>		<i>Option</i>	<i>ON</i>	<i>OFF</i>
OFF		1	Display Code when Programming	Display 'X's' when Programming
ON		2	Local Clock Display ON	Local Clock Display OFF
OFF		3	Local Clock Displays 24-hr Time	Local Clock Displays AM/PM
ON		4	Auto Alarm Scroll ON	Auto Alarm Scroll OFF
OFF		5	Local Display of Temperature ON	Local Display of Temperature OFF
ON		6	Bypass Options Prompt ON	Bypass Options Prompt OFF
OFF		7	For Future Use	For Future Use
OFF		8	Auto Scroll Open Zones ON	Auto Scroll Open Zones OFF

### [077] Fifth User Display Mask

<i>Default</i>	<i>Option</i>	<i>ON</i>	<i>OFF</i>
OFF		1 Thermostat CTRL Prompt ON	Thermostat CTRL Prompt OFF
OFF		2 Temperature Setting Prompt ON	Temperature Setting Prompt OFF
OFF		3 Occupancy Mode Prompt ON	Occupancy Mode Prompt OFF
OFF		4 Thermostat Mode Prompt ON	Thermostat Mode Prompt OFF
OFF		5 Fan Control Prompt ON	Fan Control Prompt OFF
OFF		6 For Keypad View Prompt ON	For Keypad View Prompt OFF
OFF		7-8 For Future Use	For Future Use

### [078] Sixth User Display Mask

<i>Default</i>	<i>Option</i>	<i>ON</i>	<i>OFF</i>
OFF	<input type="checkbox"/>	1 Occupancy Mode Aux Prompt ON	Occupancy Mode Aux Prompt OFF
OFF	<input type="checkbox"/>	2 Occupancy Mode Day Prompt ON	Occupancy Mode Day Prompt OFF
OFF	<input type="checkbox"/>	3 Occupancy Mode Away Prompt ON	Occupancy Mode Away Prompt OFF
OFF	<input type="checkbox"/>	4 Occupancy Mode Night Prompt ON	Occupancy Mode Night Prompt OFF
OFF	<input type="checkbox"/>	5-8	For Future Use

### [101] - [151] Partition Labels

**[101] Partition 1 Label**

*Default*

System \_\_\_\_\_

**[102] Partition 2 Label**

**Default**

Partition 2

**[103] Partition 3 Label**

*Default*

Partition 3

**[104] Partition 4 Label**

**Default**

Partition 4

**[105] Partition 5 Label**

*Default*

Partition \_ 5 \_ \_ \_ \_ \_ | | | | | | | | | | | | | | | | | |

**[106] Partition 6 Label**

*Default*

Partition \_ 6 \_ \_ \_ \_ \_ | | | | | | | | | | | | | | | | | |

**[107] Partition 7 Label**

*Default*

Partition \_ 7 \_ \_ \_ \_ \_ | | | | | | | | | | | | | | | | | |

**[108] Partition 8 Label**

*Default*

Partition \_ 8 \_ \_ \_ \_ \_ | | | | | | | | | | | | | | | | | |

**[120] Partition 1 Command Output #1 Label**

*Default*

Command \_ O/P \_ 1 \_ | | | | | | | | | | | | | | | | | |

**[121] Partition 1 Command Output #2 Label**

*Default*

Command \_ O/P \_ 2 \_ | | | | | | | | | | | | | | | | | |

**[122] Partition 1 Command Output #3 Label**

*Default*

Command \_ O/P \_ 3 \_ | | | | | | | | | | | | | | | | | |

**[123] Partition 1 Command Output #4 Label**

*Default*

Command \_ O/P \_ 4 \_ | | | | | | | | | | | | | | | | | |

**[124] Partition 2 Command Output #1 Label**

*Default*

Command \_ O/P \_ 1 \_ | | | | | | | | | | | | | | | | | |

**[125] Partition 2 Command Output #2 Label**

*Default*

Command \_ O/P \_ 2 \_ | | | | | | | | | | | | | | | | | |

**[126] Partition 2 Command Output #3 Label**

*Default*

Command \_ O/P \_ 3 \_ | | | | | | | | | | | | | | | | | |

**[127] Partition 2 Command Output #4 Label**

*Default*

Command \_ O/P \_ 4 \_ | | | | | | | | | | | | | | | | | |

**[128] Partition 3 Command Output #1 Label**

*Default*

Command \_ O/P \_ 1 \_ | | | | | | | | | | | | | | | | | |

**[129] Partition 3 Command Output #2 Label**

*Default*

Command \_ O/P \_ 2 \_ | | | | | | | | | | | | | | | | | | | | | |

**[130] Partition 3 Command Output #3 Label**

*Default*

Command \_ O/P \_ 3 \_ | | | | | | | | | | | | | | | | | | | | | |

**[131] Partition 3 Command Output #4 Label**

*Default*

Command \_ O/P \_ 4 \_ | | | | | | | | | | | | | | | | | | | | | |

**[132] Partition 4 Command Output #1 Label**

*Default*

Command \_ O/P \_ 1 \_ | | | | | | | | | | | | | | | | | | | | | |

**[133] Partition 4 Command Output #2 Label**

*Default*

Command \_ O/P \_ 2 \_ | | | | | | | | | | | | | | | | | | | | | |

**[134] Partition 4 Command Output #3 Label**

*Default*

Command \_ O/P \_ 3 \_ | | | | | | | | | | | | | | | | | | | | | |

**[135] Partition 4 Command Output #4 Label**

*Default*

Command \_ O/P \_ 4 \_ | | | | | | | | | | | | | | | | | | | | | |

**[136] Partition 5 Command Output #1 Label**

*Default*

Command \_ O/P \_ 1 \_ | | | | | | | | | | | | | | | | | | | | | |

**[137] Partition 5 Command Output #2 Label**

*Default*

Command \_ O/P \_ 2 \_ | | | | | | | | | | | | | | | | | | | | | |

**[138] Partition 5 Command Output #3 Label**

*Default*

Command \_ O/P \_ 3 \_ | | | | | | | | | | | | | | | | | | | | | |

**[139] Partition 5 Command Output #4 Label**

*Default*

Command \_ O/P \_ 1 \_ | | | | | | | | | | | | | | | | | | | | | |

**[140] Partition 6 Command Output #1 Label**

*Default*

Command \_ O/P \_ 1 \_ | | | | | | | | | | | | | | | | | | | | | |

**[141] Partition 6 Command Output #2 Label**

*Default*

Command \_ O/P \_ 2 \_ | | | | | | | | | | | | | | | | | | | | | |

**[142] Partition 6 Command Output #3 Label**

*Default*

Command \_ O/P \_ 3 \_ | | | | | | | | | | | | | | | | | | | | | |

**[143] Partition 6 Command Output #4 Label**

*Default*

Command \_ O/P \_ 4 \_ | | | | | | | | | | | | | | | | | | | | | |

**[144] Partition 7 Command Output #1 Label**

*Default*

Command \_ O/P \_ 1 \_ | | | | | | | | | | | | | | | | | | | | | |

**[145] Partition 7 Command Output #2 Label**

*Default*

Command \_ O/P \_ 2 \_ | | | | | | | | | | | | | | | | | | | | | |

**[146] Partition 7 Command Output #3 Label**

*Default*

Command \_ O/P \_ 3 \_ | | | | | | | | | | | | | | | | | | | | | |

**[147] Partition 7 Command Output #4 Label**

*Default*

Command \_ O/P \_ 4 \_ | | | | | | | | | | | | | | | | | | | | | |

**[148] Partition 8 Command Output #1 Label**

*Default*

Command \_ O/P \_ 1 \_ | | | | | | | | | | | | | | | | | | | | | |

**[149] Partition 8 Command Output #2 Label**

*Default*

Command \_ O/P \_ 2 \_ | | | | | | | | | | | | | | | | | | | | | |

**[150] Partition 8 Command Output #3 Label**

*Default*

Command \_ O/P \_ 3 \_ | | | | | | | | | | | | | | | | | | | | | |

**[151] Partition 8 Command Output #4 Label**

*Default*

Command \_ O/P \_ 4 \_ | | | | | | | | | | | | | | | | | | | | | |

**[997] View Software Version**

**[998] Initiate Global Label Broadcast**

**[999] Reset LCD EEPROM to Factory Defaults**



---

©2003 Digital Security Controls Ltd.  
Toronto, Canada [www.dsc.com](http://www.dsc.com)  
Printed in Canada 29006023 Rev 001



29006023R001