

**Telecom New Zealand Limited**  
**Access Standards Division**  
**Level 1, Unit 4, Telecom Centre**  
**49-55 Tory Street**  
**PO Box 570**  
**Wellington**

**Telephone:** (04) 382 5894  
**Fax:** (04) 801 5691  
**E-mail:** [alan.reedy@telecom.co.nz](mailto:alan.reedy@telecom.co.nz)  
**Web:** <http://www.telepermit.co.nz>

24 January 2008

PTC 211/08/003-004

Dan Nita  
3301 Langstaff Road, Concord  
Ontario L4K 4L2  
CANADA

email [dnita@dsc.com](mailto:dnita@dsc.com)

**DSC SCW9047-433 & SCW9045-433 Security Systems: Telepermit Application CPAS 08/005**

Dear Dan

Further to your application received 15 January 2008, I am pleased to advise that Telepermits have been granted for the DSC SCW9047-433 & SCW9045-433 Security Systems, subject to the special conditions listed below. The Telepermit details are as follows: -

**DSC SCW9045-433 Security Alarm System**  
**DSC SCW9047-433 Security Alarm System**

**PTC 211/08/003**  
**PTC 211/08/004**

**Special Conditions for the User Manual**  
**PTC200 General Warning**

1. The grant of a Telepermit for any item of terminal equipment indicates only that Telecom has accepted that the item complies with minimum conditions for connection to its network. It indicates no endorsement of the product by Telecom, nor does it provide any sort of warranty. Above all, it provides no assurance that any item will work correctly in all respects with another item of Telepermitted equipment of a different make or model, nor does it imply that any product is compatible with all of Telecom's network services.

**PTC200 8.1.3 (2) 8.1.4 (b) & 8.2.1 Automatic Call Setup**

- 2 Some parameters required for compliance with Telecom's Telepermit requirements are dependent on the equipment (PC) associated with this device. The associated equipment shall be set to operate within the following limits for compliance with Telecom's Specifications:
  - There shall be no more than 10 call attempts to the same number within any 30 minute period for any single manual call initiation, and
  - The equipment shall go on-hook for a period of not less than 30 seconds between the end of one attempt and the beginning of the next call attempt.
  - Automatic calls to different numbers are spaced such that there is not less than 5 seconds between the end of one call attempt and the beginning of another.

### **PTC200 8.1.7 (b) User Instructions (automatic call set-up)**

3. This equipment shall not be set up to make automatic calls to Telecom's 111 Emergency Service.

### **Test Calls**

4. This equipment is set up to carry out test calls at pre-determined times. Such test calls will interrupt any other calls that may be set up on the line at the time. The timing set for such test calls should be discussed with the installer. The timing set for test calls from this equipment may be subject to 'drift'. If this proves to be inconvenient and your calls are interrupted, then the problem of timing should be discussed with the equipment installer. This matter should not be reported as a Fault to the Telecom Faults Service.

### **Modification of these DSC SCW9047-433 & SCW9045-433 Security Systems for the Telecom NZ network**

5. All samples of these DSC SCW9047-433 & SCW9045-433 Security Systems connected to the Telecom NZ network must be modified in accordance with the Nemko Canada Inc test report reference 96580TRFTTE dated 7 December 2007. Failure to do so will cause the offhook psophometric noise level (measurement weighted to the noise effect on a voice signal) to go outside the PTC200 clause 4.3.2 (1a) requirement negating the Telepermit.

### **General Conditions**

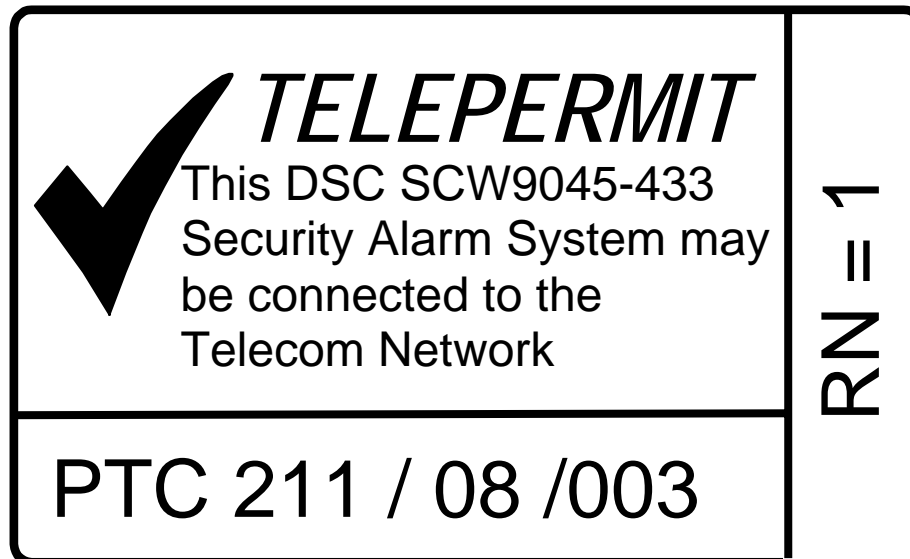
1. As required by PTC 100, please ensure that this office is advised of any changes to the specifications of these products that might affect compliance with the relevant PTC Specifications.
2. The grant of this Telepermit is specific to the above products with the marketing description as stated on the Telepermit label artwork. The Telepermit may not be assigned to other parties or other products without Telecom approval.
3. A Telepermit artwork for each device is included from which you may prepare any number of Telepermit labels subject to the general instructions on format, size and colour quoted on the attached sheet.
4. The Telepermit label **must** be displayed on the product at all times as proof to purchasers and service personnel that the product can be legitimately connected to the Telecom network.
5. The Telepermit label may also be shown on the packaging of the product and in the sales literature, as explained in PTC 100.

The charge for this Telepermit assessment of \$524.25 will be forwarded to your telephone account.

Yours sincerely



Alan Reedy  
Telecom Access Standards



**This Telepermit is issued to Intek Security Group limited subject to the conditions of Specification PTC 100 and any further conditions stated in letter PTC 211/08/003-004 dated 24 January 2008.**

**IT IS MANDATORY THAT A TELEPERMIT LABEL BE AFFIXED TO EVERY PRODUCT CONNECTED TO THE TELECOM NETWORK**

**Display of such a label is evidence of a Telepermit grant**

The overall size and shape may be chosen by the Telepermit holder to suit the nature of the product concerned, but the overall proportions of the standard label and the information content are not to be varied from that specified by Telecom, as above.

Example:

For a 20 mm X 30-mm label

Body Text:

5 point Arial

PTC No.:

9 point Arial

"*TELEPERMIT*"

9 point Arial Narrow Italic

The Tick Symbol

Equivalent to 40 point Arial

Colour:

Tick and Word "*TELEPERMIT*"

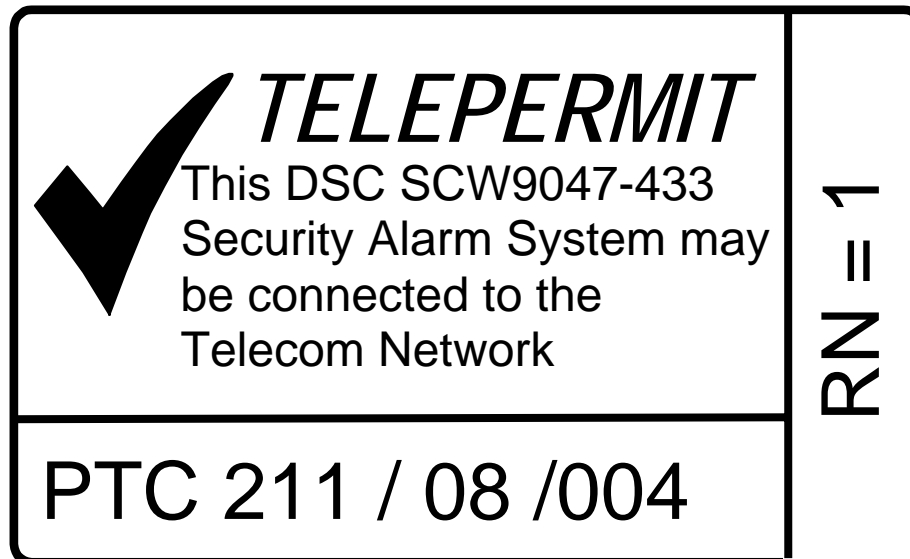
Telecom Green (Pantone PMS 375)

Other Text and Box:

Either Pantone PMS 375 or Black

Background:

Either White or Silver



**This Telepermit is issued to Intek Security Group limited subject to the conditions of Specification PTC 100 and any further conditions stated in letter PTC 211/08/003-004 dated 24 January 2008.**

**IT IS MANDATORY THAT A TELEPERMIT LABEL BE AFFIXED TO EVERY PRODUCT CONNECTED TO THE TELECOM NETWORK**

**Display of such a label is evidence of a Telepermit grant**

The overall size and shape may be chosen by the Telepermit holder to suit the nature of the product concerned, but the overall proportions of the standard label and the information content are not to be varied from that specified by Telecom, as above.

Example:

For a 20 mm X 30-mm label

Body Text:

5 point Arial

PTC No.:

9 point Arial

"*TELEPERMIT*"

9 point Arial Narrow Italic

The Tick Symbol

Equivalent to 40 point Arial

Colour:

Tick and Word "*TELEPERMIT*"


Telecom Green (Pantone PMS 375)

Other Text and Box:

Either Pantone PMS 375 or Black

Background:

Either White or Silver



# ***TELEPERMIT***

These DSC Security Alarm  
Systems may be connected  
to the Telecom Network

**PTC 211 / 08 /003      SCW9045-433**

**PTC 211 / 08 /004      SCW9047-433**

**1  
=  
RN**